

NEW
COLLECTION
BUILT-IN
RANGE

2 0 1 1 / 1 2





IF-THIN 90BS

Bevelled Edged

- 93 cm width
- 3 "booster" induction rings
- 1 extra-large ring (28 cm)
- Digital control with 12 power levels
- Childproof safety lock
- Safety thermostat for 3 rings
- Residual heat display for all the rings
- Delayed start and timers for all the rings
- "2 en 1" function for all the rings
- "My cookery" function, which can be programmed to any position in every area
- Total power 7.2 kW

Product dimensions (mm) :
930(W) x 440(D)
Built-in dimensions (mm) :
900(W) x 410(D)




IF-800S

Bevelled Edged

- 77 cm width
- 4 "booster" induction rings
- Digital control with 12 power levels
- Childproof safety lock
- Safety thermostat for 4 rings
- Residual heat display for all the rings
- Delayed start and timers for all the rings
- "2 en 1" function for all the rings
- "My cookery" function, which can be programmed to any position in every area
- Total power 7.2 kW

Product dimensions (mm) :
770(W) x 510(D)
Built-in dimensions (mm) :
750(W) x 490(D)



IF-ZONE 40S

Bevelled Edged

- 63 cm width
- 4 "booster" induction rings
- 1 big ring of 40 x 23 cm and 4.6 kW
- Digital control with 12 power levels
- Childproof safety lock
- Safety thermostat for 3 rings
- Residual heat display for all the rings
- Delayed start and timers for all the rings
- "2 en 1" function for all the rings
- Total power 7.2 kW

Product dimensions (mm) :
630(W) x 520(D)
Built-in dimensions (mm) :
560(W) x 490(D)



Stratos Frame

IF-4AX

Stratos Frame

- 63 cm width
- 4 induction plus rings
- Digital control with 12 power levels
- Childproof safety lock
- Safety thermostat for 4 rings
- Residual heat display for all the rings
- Timers for all the hot plates (range of 1 to 99 minutes)
- Total power 7.2 kW

Product dimensions (mm) :
630(W) x 525(D)
Built-in dimensions (mm) :
560(W) x 490(D)



IF-3S

Bevelled Edged

- 60 cm width
- 3 induction plus rings
- 1 extra-large induction ring (28 cm)
- Digital control with 12 power levels
- Safety thermostat for 3 rings
- Residual heat display for all the rings
- Timers for all the hot plates (range of 1 to 99 minutes)
- Childproof safety lock
- Total power 7.2 kW

Product dimensions (mm) :
580(W) x 509(D)
Built-in dimensions (mm) :
560(W) x 490(D)



Stratos Frame

I-200 TAX

Stratos Frame

- 63 cm width
- 1 induction plus ring
- 1 induction ring
- 2 High Light rings, 1 double
- Digital control with 9 power levels
- Childproof safety lock
- Safety thermostat for 4 rings
- Residual heat display for all the rings
- 1 timer of 99 min. that can assigned to any ring
- Total power 6.3 kW

Product dimensions (mm) :
630(W) x 525(D)
Built-in dimensions (mm) :
560(W) x 490(D)



3MF-2IS

Bevelled Edged

- 30 cm width
- 2 Booster induction hot-plate
- Induction Modular Hob
- Touch control panel
- Safety lock selector
- Residual heat display
- Safety thermostat for 2 rings
- 12 levels power selector
- Delayed start & timers for all the rings
- "Total" function for all the rings
- Direct access to any heat setting for all the rings
- 1 Timer which can be assigned to either of the two cooking areas
- Total power 3.6 kW

Product dimensions (mm) :
288(W) x 510(D)
Built-in dimensions (mm) :
270(W) x 490(D)



2VFT-900S

Bevelled Edged

- 93 cm width
- 2 double High Light rings, 1 extra-large (28 cm) ring
- 2 High Light rings
- Digital control with 9 power levels
- Childproof safety lock
- Safety thermostat for 4 rings
- Residual heat display for all the rings
- Quick heat function
- 1 timer which can be assigned to any of the four hot rings (1 to 99 minutes)
- Total power 7.1 kW



Product dimensions (mm) :
930(W) x 440(D)
Built-in dimensions (mm) :
900(W) x 410(D)



VF-SLIDE 78S

Bevelled Edged

- 78 cm width
- 1 Centre Double High Light ring (28 cm)
- 3 High Light rings
- SLIDER Digital Control
- Childproof safety lock
- Safety thermostat for the 4 rings
- Residual heat display
- Quick heat function
- 24 hours timer
- Separate timers for all 4 rings simultaneously
- Total power 7.2 kW



Product dimensions (mm) :
780(W) x 520(D)
Built-in dimensions (mm) :
750(W) x 490(D)



VF-SLIDE 63S

Bevelled Edged

- 60 cm width
- 1 Double High Light ring (28 cm)
- 2 High Light rings
- SLIDER Digital Control
- Childproof safety lock
- Safety thermostat for 3 rings
- Residual heat display for all the rings
- Quick heat function
- 24 hours timer
- Separate timers for all 3 rings simultaneously
- Total power 5.7 kW



Product dimensions (mm) :
590(W) x 520(D)
Built-in dimensions (mm) :
560(W) x 490(D)



2VFT-330 AX

Stratos Frame

- 63 cm width
- 1 Triple High Light ring (28 cm)
- 2 High Light rings
- Digital control with 9 power levels
- Safety thermostat for the 3 rings
- Childproof safety lock
- Residual Heat display
- Quick Heat Function
- 1 timer from 1 to 99 minutes which can be assigned to any of the three rings
- Total power 5.7 kW



Product dimensions (mm) :
630(W) x 525(D)
Built-in dimensions (mm) :
560(W) x 490(D)



2VFT-400 AX

Stratos Frame

- 63 cm width
- 4 High Light rings
- Digital control with 9 power levels
- Childproof safety lock
- Safety thermostat for the 4 rings
- Residual heat display
- Quick heat function
- Total power 6.3 kW



Product dimensions (mm) :
630(W) x 525(D)
Built-in dimensions (mm) :
560(W) x 490(D)



VFI-400I

Stainless Steel Frame

- 60 cm width
- 4 Quick Rapid radiant rings
- Safety thermostat for the 4 rings
- 4 residual heat pilot lights
- Total power 6.2 kW

Product dimensions (mm) :
577(W) x 507(D)
Built-in dimensions (mm) :
560(W) x 490(D)



3MFT-2AX

Stratos Frame

- 30 cm width
- 1 double High Light ring
- 1 standard High Light ring
- Digital Control area
- Childproof safety lock
- Safety thermostat for 2 rings
- Residual heat display
- 9 level power selector
- 1 timer which can be assigned to either of the two cooking areas
- Total power 3.2 kW

Product dimensions (mm) :
293(W) x 525(D)
Built-in dimensions (mm) :
270(W) x 490(D)

Asian Hobs



3PCS9-G2W DB

Glass

- 86 cm width
- Glass (anthracite)
- Square edged
- Tempered glass surface
- 3 gas burners
 - 2 Triple Crown Burners (3.8 kW)
 - 1 Semi Rapid Burner (2.0 kW)
- Enamelled trivet guards
- With safety device (thermocouple)
- Battery ignition

Product dimensions (mm) :
860(W) x 500(D)
Built-in dimensions (mm) :
680(W) x 380(D)




3PCS8-G2W DB

Glass

- 83 cm width
- Glass (anthracite)
- Square edged
- Tempered glass surface
- 3 gas burners
 - 2 Triple Crown Burners (3.8 kW)
 - 1 Semi Rapid Burner (2.0 kW)
- Enamelled trivet guards
- With safety device (thermocouple)
- Battery ignition

Product dimensions (mm) :
830(W) x 500(D)
Built-in dimensions (mm) :
660(W) x 380(D)



2PS9-G2W DB

Stainless Steel

- 86 cm width
- Glass (anthracite)
- Square edged
- 3 gas burners
 - 2 Triple Crown Burners (3.8 kW)
 - 1 Semi Rapid Burner (1.75 kW)
- Solid cast iron trivet guards
- With safety device
- Battery ignition

Product dimensions (mm) :
860(W) x 510(D)
Built-in dimensions (mm) :
730(W) x 490(D)

Modular Hobs



2MF-2V X

Stainless Steel

- 30 cm width
- Vitroceramic Modular Hob
- 2 Quick Rapid Radiant rings
- Safety thermostat
- Residual heat pilot light
- 6 levels power selector
- Module joining strip kit (optional)

Product dimensions (mm) :
288(W) x 510(D)
Built-in dimensions (mm) :
270(W) x 490(D)



2MF-VG X

Stainless Steel

- 30 cm width
- Grill Modular Hob
- Vitro-Grill
- Vitroceramic surface
- Residual heat pilot light
- Module joining strip kit (optional)

Product dimensions (mm) :
288(W) x 510(D)
Built-in dimensions (mm) :
270(W) x 490(D)



2MF-FR X

Stainless Steel

- 30 cm width
- Deep Fryer Modular Hob
- Deep fryer with lid
- Safety thermostat
- Oil temperature pilot light
- Oil temperature regulating thermostat
- Module joining strip kit (optional)

Product dimensions (mm) :
288(W) x 510(D)
Built-in dimensions (mm) :
270(W) x 490(D)



2MF-BR X

Stainless Steel

- 30 cm width
- Barbeque Modular Hob
- Enamelled pan guard
- Volcanic rock
- Power regulating control knob
- Module joining strip kit (optional)

Product dimensions (mm) :
288(W) x 510(D)
Built-in dimensions (mm) :
270(W) x 490(D)



2MF-2E X

Stainless Steel

- 30 cm width
- Electronic Hotplate Modular Hob
- Electric
- 2 rapid electric hot-plates
- 6 levels power selector
- Module joining strip kit (optional)

Product dimensions (mm) :
288(W) x 510(D)
Built-in dimensions (mm) :
270(W) x 490(D)



PMCF-2G

Glass

- 35 cm width
- Tempered glass surface
- 2 gas burners - 1 Rapid Burner (2.8 kW)
 - 1 Auxiliary Burner (1.00 kW)
- Cast iron trivet guards
- With safety device
- Battery ignition

Product dimensions (mm) :
350(W) x 510(D)
Built-in dimensions (mm) :
315(W) x 490(D)

60cm Multifunction Plus Ovens



6H-200 LX

Stainless Steel

- 8 cooking programmes
- New retractable controls
- Display: time control
- New easy to clean "Top Slide" enamel
- Safety door (triple glazed)
- Inner glass door
- Total access
- Childproof safety lock
- Ventilated steam outlet
- Special functions: pizza and celeris
- Capacity: 51 litres
- Total Power: 2.6 (kW) / 16 (Amp)

Product dimensions (mm):
592(W) x 595(H) x 572(D)
Built-in dimensions (mm):
560(W) x 590(H) x 560(D)



6H-200 RX

Stainless Steel

- 8 cooking programmes
- New retractable controls
- Display: time control
- New easy to clean "Top Slide" enamel
- Safety door (triple glazed)
- Inner glass door
- Total access
- Childproof safety lock
- Ventilated steam outlet
- Special functions: pizza and celeris
- Capacity: 51 litres
- Total Power: 2.6 (kW) / 16 (Amp)

Product dimensions (mm):
592(W) x 595(H) x 572(D)
Built-in dimensions (mm):
560(W) x 590(H) x 560(D)



6H-196 X

Stainless Steel

- 8 cooking programmes
- New illuminated retractable controls
- Display: time control
- New easy to clean "Top Slide" enamel
- Safety door (double glazed)
- Inner glass door
- 1 removable tray
- Total access
- Auto-extractable "impulse" telescopic tray
- Ventilated steam outlet
- Special functions: pizza and celeris
- Capacity: 51 litres
- Total Power: 2.6 (kW) / 16 (Amp)

Product dimensions (mm):
592(W) x 595(H) x 572(D)
Built-in dimensions (mm):
560(W) x 590(H) x 560(D)



6H-185 AX

Stainless Steel

- 8 cooking programmes
- New illuminated fixed control knobs
- Display: cooking time control
- New easy to clean "Top Slide" enamel
- 1 removable tray
- Total access tray
- Ventilated steam outlet
- Double-glazed safety door
- Capacity: 51 litres
- Total Power: 2.6 (kW) / 16 (Amp)

Product dimensions (mm):
592(W) x 595(H) x 572(D)
Built-in dimensions (mm):
560(W) x 590(H) x 560(D)




6H-185 X

Stainless Steel

- 8 cooking programmes
- New illuminated fixed control knobs
- Display: cooking time control
- New easy to clean "Top Slide" enamel
- 1 removable tray
- Total access tray
- Ventilated steam outlet
- Double-glazed safety door
- Capacity: 51 litres
- Total Power: 2.6 (kW) / 16 (Amp)

Product dimensions (mm):
592(W) x 595(H) x 572(D)
Built-in dimensions (mm):
560(W) x 590(H) x 560(D)



6H-50 X

Stainless Steel

- Multi-plus 8 cooking programs
- Fixed control with LED timer in red
- New easy to clean "Top Slide" enamel
- Double-glazed safety door
- Ventilated steam outlet
- Pull systems (safety stop)
- Capacity: 51 litres
- Total Power: 2.6 (kW) / 16 (Amp)

Product dimensions (mm):
592(W) x 595(H) x 572(D)
Built-in dimensions (mm):
560(W) x 590(H) x 560(D)



6H-175 X

Stainless Steel

- 6 cooking programs
- Display: Time control
- Double-glazed safety door
- New easy to clean "Top Slide" enamel
- Ventilated steam outlet
- Capacity: 51 litres
- Total Power: 2.6 (kW) / 16 (Amp)

Product dimensions (mm):
592(W) x 595(H) x 572(D)
Built-in dimensions (mm):
560(W) x 590(H) x 560(D)



6H-14 X

Stainless Steel

- Multifunction 6 cooking programs
- Fixed control knobs
- Minute minder with warning beeper
- Double-glazed safety door
- New easy to clean "Slide" enamel
- Ventilated steam outlet
- Capacity: 51 litres
- Total Power: 2.6 (kW) / 16 (Amp)

Product dimensions (mm):
592(W) x 595(H) x 572(D)
Built-in dimensions (mm):
560(W) x 590(H) x 560(D)



5H-936 X

Stainless Steel

- 7 cooking programmes
- New illuminated retractable controls
- Display : cooking time control
- New easy to clean "Top Slide" enamel
- Triple-glazed safety door
- Rotisserie
- 1 removable tray
- Total access (optional)
- Ventilated steam outlet
- Childproof safety lock
- Capacity : 74 litres
- Total Power : 3.75 (kW) / 16 (Amp)

Product dimensions (mm) :
893(W) x 477(H) x 538(D)
Built-in dimensions (mm) :
860(W) x 480(H) x 560(D)



5H-570 X

Stainless Steel

- COMBI - Multifunction oven + microwave
- "Automatic Chef System"
- 6 cooking programmes with LED display
- 10 microwaves levels power selection
- Electronic control with temperature selector
- Enamelled interior
- Safety door (triple-glazed)
- Rotating plate
- Childproof safety lock
- Ventilated steam outlet
- Capacity : 35 litres
- Total Power : 3.40 (kW) / 16 (Amp)

Product dimensions (mm) :
592(W) x 456(H) x 570(D)
Built-in dimensions (mm) :
560(W) x 458(H) x 560(D)



6HV-585A TCX

Stainless Steel

- 9 cooking programmes
- Intuitive touch control and full display screen : time, timer, temperature, function, recommended tray level
- Temperature pre-selected for each function
- Ventilated steam outlet

Product dimensions (mm) :
592(W) x 453(H) x 423(D)
Built-in dimensions (mm) :
560(W) x 458(H) x 560(D)

Microwaves



MWB-245A GE X

Stainless Steel

- Electronic Easy
- 24 litre microwave with oven. 900 W
- Defrosting, heating and cooking by food type and weight
- Simultaneous Grill & microwave oven function
- 60 minutes electronic display
- DUPLEX function : simultaneous heating at two levels
- Built-in recessing frame (for a 60 cm unit)
- 1,200W ultra-fast quartz grill

Product dimensions (mm) :
592(W) x 390(H) x 343(D)
Built-in dimensions (mm) :
560(W) x 390(H) x 450(D)



MWB-23A EG X

Stainless Steel

- 23 litres Microwave with grill. (800 W)
- Stainless Steel Interior
- 5 level microwave power selector
- 60-minutes time selector
- Defrosting, heating and cooking by food type and weight
- Grill and simultaneous grill and microwave oven functions
- 1200 W Ultras-fast Quartz Grill
- Built-in recessing frame (compact design)
- Electronic programme START / STOP

Product dimensions (mm) :
510(W) x 390(H) x 382(D)
Built-in dimensions (mm) :
560(W) x 390(H) x 530(D)

Built-in Coffee Machine



2MQC-A10X

Stainless Steel

- Automatic machine
- Three selections : Espresso / Normal / Large
- 2 types of coffee : grinded and coffee bean
- You can prepare two cups at the same time
- 5 levels of regulation of coffee
- 3 levels of regulation water temperature
- Automatic cappuccino function
- Steam function
- Automatic cleaning function
- Display showing the functions in several languages

General Features

- Total power : 15 bars
- Pump wattage 1,350 W
- Fuse : 10 A
- Water Capacity : 1.7L
- Voltage / Frequency (V/Hz) : 230-240 V / 50-60 Hz

Product dimensions (mm) :
595(W) x 455(H) x 381(D)
Built-in dimensions (mm) :
560(W) x 450(H) x 500(D)

Island Hoods



7CFT-NERO Isla

Stainless Steel

- Island, 40 cm
- Digital Touch Controls
- 3 speeds + 1 intensive speed
- Interior motor locking (easy-to-clean)
- Filter saturation indicator
- 1 easy-to-clean multi-layer modular metallic filters (Dishwasher safe)
- Halogen lighting (2 halogen lamps)
- Extraction motor : 700 m³/h

Product dimensions (mm) :
400(W) x 1340(H) x 400(D)



5CFB-100 X Isla

Stainless Steel

- Island, 100 cm
- Double Turbine Motor (high performance)
- Electronic Touch Controls
- LED indicator (speed, timing and filter saturation)
- 3 speeds + 1 intensive speed
- Automatic stop after 5 mins at intensive speed
- Automatic shut-off
- Timer
- 3 easy-to-clean multi-layer modular metallic filters (Dishwasher safe)
- Fume outlet / recirculation option
- Interior motor locking (easy-to-clean)
- Halogen lighting (4 halogen lamps)
- Filter saturation indicator
- Extraction motor : 870 m³/h

Product dimensions (mm) :
1000(W) x 1100(H) x 600(D)



6CFT-90 V Isla

Stainless Steel / Tempered Glass

- Island, 100 cm
- Double Turbine Motor (high performance)
- Soft Touch Controls
- 3 speeds + 1 intensive speed
- 1 easy-to-clean multi-layer modular metallic filters (Dishwasher safe)
- Fume outlet / recirculation option
- Interior motor locking (easy-to-clean)
- Halogen lighting (4 halogen lamps)
- Filter saturation indicator
- Extraction motor : 920 m³/h

Product dimensions (mm) :
999(W) x 1052(H) x 700(D)

Tile Hood



3CFT-TILE

Stainless Steel

- Stylish hood
- Wall-mounted, 80 cm
- Electronic Touch Controls
- 3 extraction speeds + 1 intensive speed
- Multi-layer modular metallic filter
- Fume outlet / recirculation option
- Halogen lighting (2 halogen lamps)
- Filter saturation LED's
- Carbon filter (optional)
- Extraction motor : 1050 m³/h

Product dimensions (mm) :
800(W) x 562(H) X 380(D)

Chimney Hood



5CFB-120 X

Stainless Steel

- Wall-mounted, 120 cm
- Double Turbine Motor (high performance)
- Electronic Touch Controls
- LED Indicators (speeds, timing, and filter saturation)
- 3 extractor speeds + 1 intensive speed
- Timer
- 4 easy to clean multi-layer modular metallic filters (Dishwasher safe)
- Automatic shut-off
- Interior motor
- Fume outlet / recirculation option
- Halogen lighting (3 halogen lamps)
- Filter saturation indicator
- Extraction motor : 870 m³/h

Product dimensions (mm) :
1198(W) x 1220(H) x 500(D)



CPT-9A

Stainless Steel

- Wall-mounted, 90 cm
- Turbo Single Motor (high performance)
- 3 speeds Electronic Touch Control
- Blue-Digi LED Display Indicators (Speeds, Timing, Lighting, Power)
- Timing (Delay start-up 5 to 60 min.)
- Super Clean V Shape filter with oil container
- Halogen lighting (2 halogen lamps)
- Extraction motor : 1300 m³/h (free airflow)

Product dimensions (mm) :
900(W) x 980(H) x 520(D)



CPT-9B

Stainless Steel

- Wall-mounted, 90 cm
- Turbo Single Motor (high performance)
- 3 speeds Electronic Touch Control
- Blue-Digi LED Display Indicators (Speeds, Timing, Lighting, Power)
- Timing (Delay start-up 5 to 60 min.)
- Super Clean V Shape filter with oil container
- Halogen lighting (2 halogen lamps)
- Extraction motor : 1300 m³/h (free airflow)

Product dimensions (mm) :
900(W) x 980(H) x 520(D)




2CPV-90 X

Stainless Steel / Tempered Glass

- Wall-mounted, 90 cm
- Double Turbine Motor
- Electronic Control
- 3 extraction speeds + 1 intensive speed
- Single easy to clean multi-layer aluminium filters (Dishwasher safe)
- Fume outlet / recirculation option
- Halogen lighting (2 halogen lamps)
- Extraction motor : 1300 m³/h (free airflow)

Product dimensions (mm) :
900(W) x 836(H) x 480(D)



2CPT-90 X

Stainless Steel

- Wall-mounted, 90 cm
- Double Turbine Motor
- Electronic Control
- 3 extraction speeds + 1 intensive speed
- Glass panel with LED indicators
- 3 easy to clean multi-layer aluminium filters (Dishwasher safe)
- Fume outlet / recirculation option
- Halogen lighting (2 halogen lamps)
- Extraction motor : 1300 m³/h (free airflow)

Product dimensions (mm) :
900(W) x 1005(H) x 480(D)



CPT-90 XT

Stainless Steel

- Wall-mounted, 90 cm
- Single Motor (high performance)
- Electronic Sensor Touch Control
- 4 extraction speeds
- Glass panel with LED indicators (speeds & timing)
- 3 easy to clean multi-layer aluminium filters
- Halogen lighting (2 adjustable lamps)
- Fume outlet / recirculation option
- Extraction motor : 1200 m³/h (free airflow)

Product dimensions (mm) :
900(W) x 1025(H) x 480(D)

Classic Hoods



3CC-239 EX

Stainless Steel

- Fully Integrated, 90 cm
- 2 extraction motors
- Mechanical slider controls (3 extraction speeds)
- 2 easy to clean multi-layer modular metallic filters (Dishwasher safe)
- Fume outlet / recirculation option
- Automatic motor cut-off
- Lighting (2 lamps)
- Extraction motor : 550 m³/h

Product dimensions (mm) :
898(W) x 175(H) x 265(D)



AF3-647 X

Stainless Steel

- Fully Integrated, 60 cm
- Mechanical slider controls (3 extraction speeds)
- Automatic motor cut-off
- 2 easy to clean multi-layer modular metallic filters (Dishwasher safe)
- Interior motor locking (easy-to-clean)
- Fume outlet / recirculation option
- Lighting (2 lamps)
- Extraction motor : 590 m³/h

Product dimensions (mm) :
598(W) x 173(H) x 295(D)



CC-239 X

Stainless Steel

- Integrated, 90 cm
- 2 extraction motors
- Mechanical slider controls (3 extraction speeds)
- Filter-holder grille with 1 modular metallic filters (Dishwasher safe)
- Fume outlet / recirculation option
- Lighting (2 lamps)
- Extraction motor : 450 m³/h

Product dimensions (mm) :
899(W) x 152(H) x 485(D)

Canopy Hood



AF2-627 IX

Stainless Steel

- Fully Integrated, 60 cm
- 2 extraction motors
- Mechanical Slider Controls (3 extraction speeds)
- 1 easy to clean multi-layer modular metallic filters (Dishwasher safe)
- Fume outlet / recirculation option
- Removable front for panelling
- Lighting (2 lamps)
- Extraction motor : 580 m³/h

Product dimensions (mm) :
548(W) x 142(H) x 302(D)

Built-in Dishwashers



2LF-013 IX

Stainless Steel

- Capacity : 12 place settings
- Aqua stop safety
- Variable consumption
- Plus drying
- Noise level 50 dB(A)
- Water consumption 14 litres
- 5 wash programmes : pre-wash, normal, intensive, economical and quick wash
- Super-Easy top basket
- Bottom basket with folding supports
- Pilot lights indicators : salt control, rinse aid, delay start 3, 6 or 9 hours, plus drying
- Beep at end of programme

Product dimensions (mm) :
595(W) x 820-890max.(H) x 550max.(D)
Built-in dimensions (mm) :
600(W) x 820-890max.(H) x 600(D)
Door panel dimensions (mm) :
595(W) x 490-600max.(H) x 20(D)



2LF-065 IT

Stainless Steel

- Capacity : 12 place settings
- Aqua stop safety
- Variable plus consumption
- Duo Zone
- Noise level 47 dB(A)
- Water consumption 14 litres
- 6 wash programmes : pre-wash, normal, intensive, economical, mixed and quick wash
- Super-Easy top basket
- Bottom basket with folding supports
- Top basket with adjustable height
- Rinse aid and salt control pilot lights

Product dimensions (mm) :
595(W) x 820-890max.(H) x 545(D)
Built-in dimensions (mm) :
600(W) x 820-890max.(H) x 600(D)
Door panel dimensions (mm) :
595(W) x 635-715max.(H) x 20(D)

Free-standing Dishwashers



2LF-013 S / 2LF-013 SX

White / Stainless Steel

- Capacity : 12 place settings
- Aqua stop safety
- Variable consumption
- Noise level 50 dB(A)
- Water consumption 14 litres
- Perfect Drying
- 5 wash programmes : pre-wash, normal, intensive, economical and quick wash
- Super-Easy top basket
- Bottom basket with fold-down supports
- Digital display : time remaining, delay start up to 19 hours
- Pilot lights indicators : salt and rinse aid, 4 in 1 and time reduction
- Beep at end of programme

Dimensions (mm) :
595(W) x 850(H) x 600(D)

Refrigerators



FQ-890 XM Side-by-side refrigerator

Stainless Steel

- Mini-bar area
- Electronic regulation with 6 preset temperature controls
- Water dispenser, ice cube and ice grinder in the external door
- Multi-ventilation panel in the refrigerator and freezer
- Two separate compartments for meat, fish and vegetable with humidity regulation
- Extra deep shelves and compartments

Refrigerator : Gross = 377L
 Nett = 341L
Freezer : Gross = 228L
 Nett = 121L

Dimensions (mm) :
890(W) x 1768(H) x 770(D)



FQ-8815 XG Side-by-side refrigerator

Stainless Steel

- Electronic regulation with temperature sensor controls
- No-Frost System in refrigerator and freezer
- Refrigerator and freezer door open acoustic alarm
- 3 glass shelves (clear transparent) and 2 white & gray vegetable compartment
- Adjustable leg with wheels

Refrigerator : Gross = 377L
 Nett = 339L
Freezer : Gross = 241L
 Nett = 198L

Dimensions (mm) :
895(W) x 1790(H) x 730(D)



FFJ-6725 X Refrigerator

Stainless Steel

- No Frost System in refrigerator and freezer
- Independent compartments with electronic temperature control
- Digital display indicating compartment temperature
- Functions : fast cooling of the fridge and super freezing, both of them with automatic disconnection and holidays function
- Multi Fresh compartment
- Sliding bottle rack / grille
- Tubular side knob
- Refrigerator and freezer door open alarm
- Alarm indicating unsafe freezer temperature
- Door auto lock system
- Anti-bacteria tub

Refrigerator : Gross = 226L
 Nett = 219L
Freezer : Gross = 101L
 Nett = 68L

Dimensions (mm) :
598(W) x 1860(H) x 610(D)



BIO FILTER



STAINLESS STEEL
ANTI-FINGERPRINT

Wine Chillers



FSV-177

Bordeaux

- Capacity : 166 bottles
- Electronic control with temperature pilot lights
- Electronic temperature management between 7°C and 18°C
- Electronic humidity sensor with warning light
- 4 adjustable wood shelves with 1 grill tray
- Anti-odour filter
- Height adjustable wooden shelves
- Reversible glass door with lock

Dimensions (mm) :
595(W) x 1769(H) x 600(D)



FSV-95

Bordeaux

- Capacity : 46 bottles
- Glass / Silver Frame Door
- Reversible Door Hinge
- Lockable Door
- Adjustable Shelves
- Interior Light Switch
- 2 Temperature zones
- Total Unit Gross Capacity : 151 L

Dimensions (mm) :
544(W) x 850(H) x 572(D)

Price List

| MODEL | R.C.P (RM) |
|--------------------------------------|------------|
| INDUCTION HOBS | |
| IF-THIN 90BS | 8290 |
| IF-800S | 6990 |
| IF-ZONE 40S | 5890 |
| IF-4 AX | 5690 |
| IF-3S | 5590 |
| I-200 TAX | 4890 |
| 3MF-2IS | 3590 |
| VITROCERAMIC HOBS | |
| 2VFT-900S | 5290 |
| VF-SLIDE 78S | 4290 |
| VF-SLIDE 63S | 3390 |
| 2VFT-330 AX | 2890 |
| 2VFT-400 AX | 2790 |
| VFI-400I | 2590 |
| 3MFT-2AX | 2490 |
| ASIAN HOBS | |
| 3PCS9-G2W BD | 1190 |
| 3PCS8-G2W BD | 1090 |
| 2PS9-G2W BD | 1090 |
| MODULAR HOBS | |
| 2MF-2V X | 2290 |
| 2MF-VG X | 2290 |
| 2MF-FR X | 2290 |
| 2MF-BR X | 2290 |
| 2MF-2E X | 790 |
| PMCF-2G | 790 |
| 60CM MULTIFUNCTION PLUS OVENS | |
| 6H-200 LX | 3390 |
| 6H-200 RX | 3390 |
| 6H-196 X | 2990 |
| 6H-185 AX | 2790 |
| 6H-185 X | 2590 |
| 6H-50 X | 2390 |
| 6H-175 X | 2090 |
| 6H-14 X | 1990 |
| 90CM OVEN | |
| 5H-936 X | 6990 |
| 45CM OVEN | |
| 5H-570 X | 4690 |

| MODEL | R.C.P (RM) |
|---------------------------------|------------|
| STEAM OVEN | |
| 6HV-585A TCX | 6290 |
| MICROWAVES | |
| MWB-245A GE X | 3290 |
| MWB-23A EG X | 1190 |
| BUILT-IN COFFEE MACHINE | |
| 2MQC-A10X | 8990 |
| ISLAND HOODS | |
| 7CFT-NERO Isla | 5590 |
| 6CFT-90 V Isla | 5490 |
| 5CFB-100 X Isla | 5290 |
| TILE HOOD | |
| 3CFT-TILE | 4990 |
| CHIMNEY HOODS | |
| 5CFB-120 X | 3490 |
| CPT-9A | 1990 |
| CPT-9B | 1890 |
| 2CPV-90 X | 1690 |
| 2CPT-90 X | 1590 |
| CPT-90 XT | 1490 |
| CLASSIC HOODS | |
| 3CC-239 EX | 990 |
| AF3-647 X | 890 |
| CC-239 X | 550 |
| CANOPY HOOD | |
| AF2-627 IX | 990 |
| BUILT-IN DISWASHERS | |
| 2LF-013 IX | 4590 |
| 2LF-065 IT | 4590 |
| FREE-STANDING DISWASHERS | |
| 2LF-013 SX | 3290 |
| 2LF-013 S | 3190 |
| REFRIGERATORS | |
| FQ-890 XM | 7990 |
| FQ-8815 XG | 6990 |
| FFJ-6725 X | 4990 |
| WINE CHILLERS | |
| FSV-177 | 8290 |
| FSV-95 | 3990 |



FAGOR HOME APPLIANCES (M) SDN BHD

Lot 9 - Unit B2, Natco Industrial Park,
Lorong Keluli 1B, Seksyen 7,
Perindustrian Bukit Raja Selatan,
40000 Shah Alam, Selangor D.E., Malaysia.

Tel: +603 3341 9966

Fax: +603 3343 2799

Email: support@fagor.com.my

Website: fagor.my



Double the warranty period.

Fagor has full confidence in its products, but also understands that peace of mind is important for our customers. That's why our appliances come with a two-year warranty period (spare-part only). It's just our way of showing we go beyond expectations to care for your needs.

If you would like to find out more about our products, or if you have any enquiries, please do not hesitate to call our

iCare at 1300-88-5188

FAGOR reserves the right to modify its products in order to conform with technological and product development.

FAGOR shall not be held liable for any typographical or printing errors. All specifications are reference only.

FAGOR shall not be held liable for providing spare parts for any discontinued or more than 5 years product models.